

Company:

Address:

To be completed by the customer:

If you do not know the **original part no.**, the following specifications could help us to identify the requested spring:

1 Vehicle Data (Please mention as many as possible.)

1.1 Brand

- DAF ☐
 Fiat ☐
 Ford ☐
 Iveco ☐
 MAN ☐
 Mercedes ☐
 Mitsubishi ☐
 Renault ☐
 Scania ☐
 Volvo ☐
 VW ☐
 Other (Brand name) ☐

1.1.2 Model (please mention, e.g. "Sprinter", "Ducato", "Actros", "TGL" etc.)

1.2 Chassis Number

1.3 KBA-No.

model code to (2) _____ (3) _____

1.4 Type

1.5 Year Model

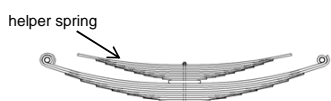
1.6 Axle Load _____ kg

2 Spring

- 2.1 front spring ☐
 2.2 rear spring ☐
 and ☐
 2.3 parabolic spring ☐
 2.4 multileaf spring ☐

3 Kind of Spring

- 3.1 single-stage spring ☐



- 3.2 two-stage spring ☐



4 Shape (see page 2-3)

5 Number of Leaves

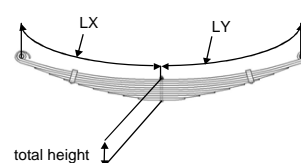
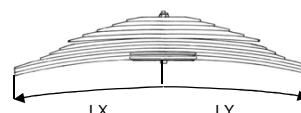
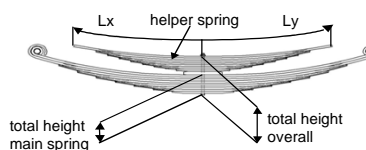
- 5.1 complete spring _____
 or in case of two-stage spring _____
 5.1.1 main spring _____
 5.1.2 helper spring _____

6 Dimensions of the Spring

- 6.1 width $b =$ _____ mm
 6.2 bearing distance $L =$ _____ mm
 (The following linear dimensions to be measured along the leaf, not linear distance!)
 6.3 length of front cantilever $L_x =$ _____ mm
 6.4 length of rear cantilever $L_y =$ _____ mm
 or in case of two-stage spring
 6.4.1 length of front cantilever of the helper spring $L_x =$ _____ mm
 6.4.2 length of rear cantilever of the helper spring $L_y =$ _____ mm
 6.5 free arch of spring unloaded $p_0 =$ _____ mm
 (The total height to be measured in the middle of the spring.)
 6.6 total height overall _____ mm
 and in case of two-stage spring
 6.6.1 total height of main spring _____ mm
 6.7 thickness of 1. leaf (leaf with bush(es) in the clamping area) _____ mm
 6.8 inner- \varnothing of bush $d_i =$ _____ mm
 6.9 outside- \varnothing of bush $d_a =$ _____ mm

7 Bushing

- 7.1 rubber bush ☐
 7.2 steel bush ☐
 7.3 brass bush ☐
 7.4 plastic bush ☐
 7.5 threaded bush ☐
 7.6 steel-rubber-bush ☐
 7.7 steel-rubber-bush with bolt ☐
 7.8 slit bush ☐
 7.9 slit bush with bolt ☐
 7.10 silent bush ☐
 7.11 silent bush with bolt ☐



to be completed by Schomäcker Federnwerk:

Date of receipt:

No. of enquiry: / Part No.:

Remarks:

Shapes

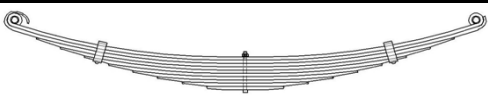
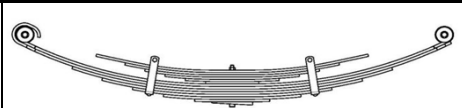


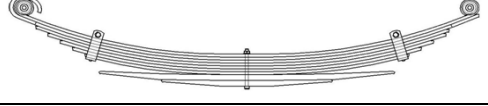
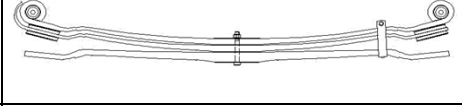
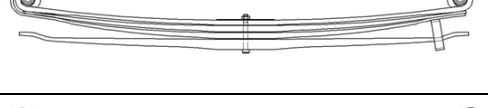
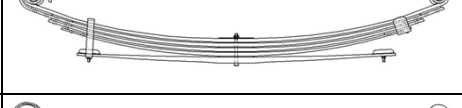
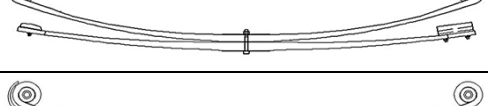
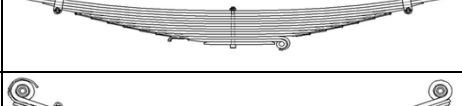
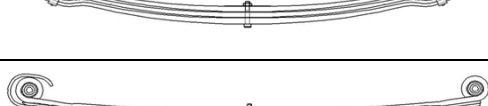
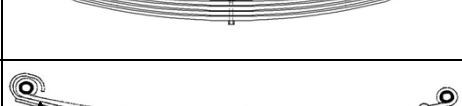

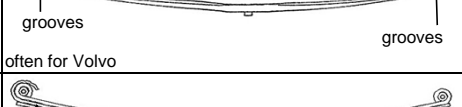
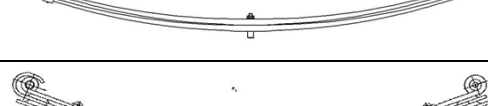
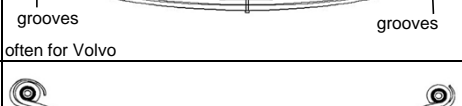


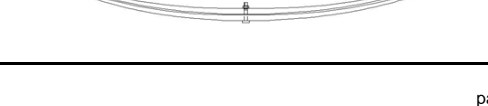
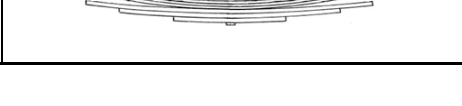
Company:

Address:

All illustrations are for reference only: Number of leaves and details may differ !

Shape 1	2 normal eyes	Shape 7	2 eyes cranked
Shape 2	1 normal eye, 1 eye rolled downwards	Shape 8	without eyes (plain leaves)
Shape 3	1 normal eye - plain rear end	Shape 13	eye - slipper end (curved)
Shape 4	1 eye rolled downwards - 1 eye cranked	Shape 16	1 eye rolled downwards - 1 eye upturned
Shape 5	2 cranked eyes rolled downwards, formerly 2/7	Shape 17	2 eyes rolled downwards
Shape 6	2 eyes: 1x normal, 1x cranked		

"A"	with helper spring on top of the main spring	"N"	4th leaf rolled around the eye
"B"	with helper spring below the main spring	"O"	endings of leaves cranked and with holes for rubber-parts
"C"	with 2 helper springs - 1 on top and 1 below the main spring	"P"	endings of leaves with holes and with "Ears" (Actros rear springs)
"D"	with 2 helper springs below the main spring	"Q"	with grooves
"E"	with shock absorber leaf showing 1 eye	"R"	tapered and with grooves (formerly xx)
"F"	with shock absorber leaf showing 2 eyes	"S"	with 1 hook upturned
"G"	silent version with rubber-metal-parts	"T"	with rubber parts assembled
"H"	with counter leaf and shock absorber leaf showing 1 eye	"U"	endings of leaves cranked and with holes and screws
"I"	with counter leaf and shock absorber leaf showing 2 eyes	"V"	with hook(s)
"J"	endings of leaves cranked and with rubber-metal-parts	"W"	tapered (formerly x)
"K"	endings of leaves cranked	"X"	endings of leaves with holes and screws
"L"	with rubber-metal-parts	"Y"	endings of leaves with holes
"M"	3rd leaf rolled around the eye	"Z"	different thickness dimension and with camber gap at idle load

Shape		Shape	
Shape 1		Shape 1A	
Shape 1AK		Shape 1AR	
Shape 1B		Shape 1BJ	
Shape 1BK		Shape 1BL	
Shape 1BT		Shape 1ER	
Shape 1J		Shape 1K	
Shape 1KM		Shape 1KQ	
Shape 1L		Shape 1Q	
Shape 1T		Shape 1W	
Shape 2		Shape 2B	

Shapes

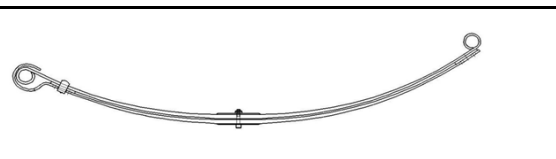
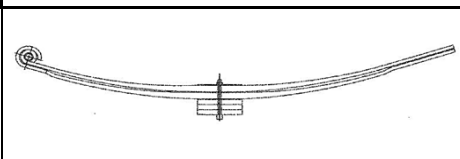

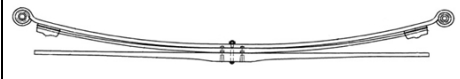
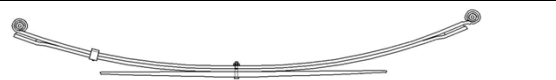



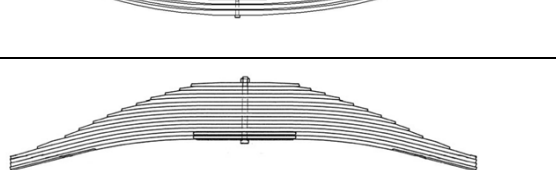
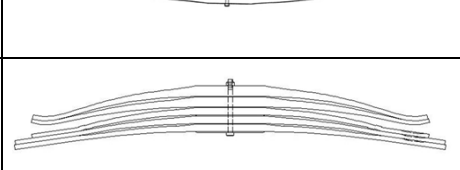
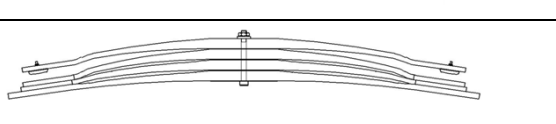
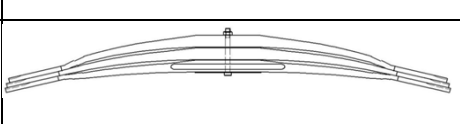
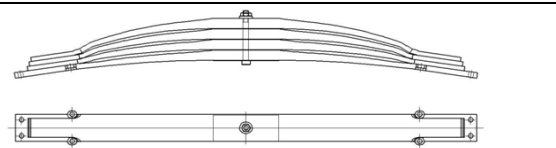
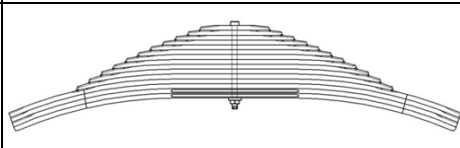
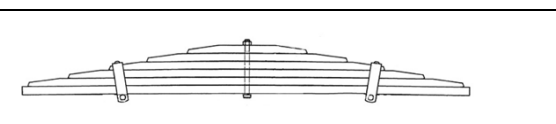
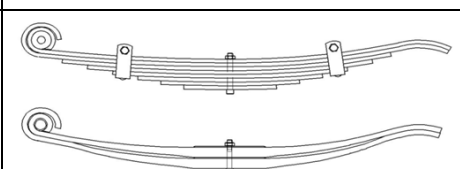
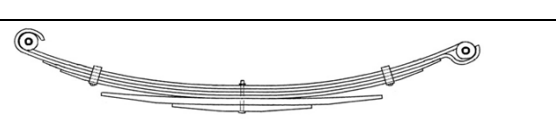
Company:

Address:

All illustrations are for reference only: Number of leaves and details may differ !

Shape 1	2 normal eyes	Shape 7	2 eyes cranked
Shape 2	1 normal eye, 1 eye rolled downwards	Shape 8	without eyes (plain leaves)
Shape 3	1 normal eye - plain rear end	Shape 13	eye - slipper end (curved)
Shape 4	1 eye rolled downwards - 1 eye cranked	Shape 16	1 eye rolled downwards - 1 eye upturned
Shape 5	2 cranked eyes rolled downwards, formerly 2/7	Shape 17	2 eyes rolled downwards
Shape 6	2 eyes: 1x normal, 1x cranked		

"A"	with helper spring on top of the main spring	"N"	4th leaf rolled around the eye
"B"	with helper spring below the main spring	"O"	endings of leaves cranked and with holes for rubber-parts
"C"	with 2 helper springs - 1 on top and 1 below the main spring	"P"	endings of leaves with holes and with "Ears" (Actros rear springs)
"D"	with 2 helper springs below the main spring	"Q"	with grooves
"E"	with shock absorber leaf showing 1 eye	"R"	tapered and with grooves (formerly xx)
"F"	with shock absorber leaf showing 2 eyes	"S"	with 1 hook upturned
"G"	silent version with rubber-metal-parts	"T"	with rubber parts assembled
"H"	with counter leaf and shock absorber leaf showing 1 eye	"U"	endings of leaves cranked and with holes and screws
"I"	with counter leaf and shock absorber leaf showing 2 eyes	"V"	with hook(s)
"J"	endings of leaves cranked and with rubber-metal-parts	"W"	tapered (formerly x)
"K"	endings of leaves cranked	"X"	endings of leaves with holes and screws
"L"	with rubber-metal-parts	"Y"	endings of leaves with holes
"M"	3rd leaf rolled around the eye	"Z"	different thickness dimension and with camber gap at idle load

Shape		Shape	
Shape 2L		Shape 3	
Shape 4		Shape 5A	
Shape 6BJ		Shape 7	
Shape 7G		Shape 7L	
Shape 8		Shape 8B	
Shape 8BK		Shape 8K	
Shape 8KP		Shape 8R	
Shape 8W		Shape 13	
Shape 16B		Shape 17	